

2ND GRADE DIGITAL CITIZENSHIP

WHO IS YOUR ONLINE COMMUNITY



OBJECTIVES

By the end of this lesson, students will be able to:

- Compare and contrast how they are connected to different people and places, in person and on the internet.
- Demonstrate an understanding of how people can connect on the internet.



Lesson



How are we all part of
an online community?



WARM UP



What is the internet? How would you describe the internet to a younger sibling, cousin, or friend?



commonsense.org/education

Shareable with attribution for noncommercial use. Remixing is permitted.



common sense education®



Internet

Worldwide network that connects people using computers, phones, or other devices





CLASS DISCUSSION





CLASS DISCUSSION






CLASS DISCUSSION





Community

A group of people who share a common neighborhood, background, or interest





People in My Community

- [Capture student responses here.]





CLASS DISCUSSION





People in the World

- [Capture student responses here.]

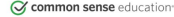


Lesson Activities


MY ONLINE CONNECTIONS

Directions

Write down three people in your community and two people in your world and describe how you could connect with them online.


GRADE 2: WHO IS IN YOUR ONLINE COMMUNITY?
My Online Connections


NAME _____
DATE _____




Write down three people in your community and two people in your world and describe how you could connect with them online.

My Community People in My Community:	My World People in My World:
_____	_____
_____	_____
_____	_____
_____	_____
_____	_____
_____	_____
_____	_____
_____	_____
_____	_____
_____	_____

How Do We Connect Online?	How Do We Connect Online?
_____	_____
_____	_____
_____	_____
_____	_____
_____	_____


RELATIONSHIPS & COMMUNICATION
**We know the power
of words & actions.**

commonsense.org/education
Shareable with attribution for noncommercial use. Remixing is permitted.



1

PAUSE & THINK MOMENTS

Directions

1. Draw a picture explaining the difference between your community and the world.
2. Write a sentence explaining the difference between your community and the world.

common sense education®

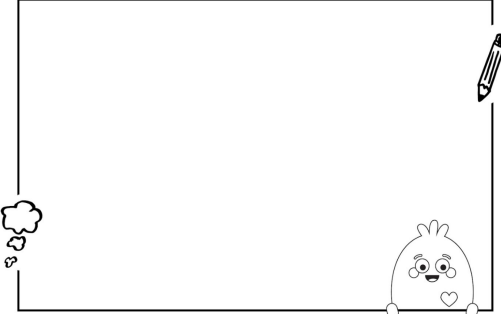
GRADE 2: WHO IS IN YOUR ONLINE COMMUNITY?

My Online Connections

NAME _____

DATE _____

Pause & Think Moment
Draw a picture explaining the difference between your community and the world.




Write a sentence explaining the difference between your community and the world.

RELATIONSHIPS & COMMUNICATION
We know the power
of words & actions.

commonsense.org/education
Shareable with attribution for noncommercial use. Remixing is permitted.

2

We know the power
of words & actions.



Family Activity

FAMILY ACTIVITY

GRADE 2: DIGITAL CITIZENSHIP FAMILY ACTIVITY

We the Digital Citizens 🌟



The internet can be fun, but it also requires responsibility, so your kid is learning how to be a safe, strong digital citizen! What does that mean? They're learning to ...

- Find fun, cool stuff online.
- Set limits on how much time they spend online.
- Keep personal information -- like their phone number and address -- private.
- Pause and think before searching, clicking, and sharing.
- Ask before they go online.
- Pay attention to their feelings and ask for help when they feel scared or confused about something they see online.




Check out the music video featuring our favorite digital citizenship friends!

Watch it together (turn on captions so you can see the lyrics), and sing along!

<https://www.common sense.org/education/videos/we-the-digital-citizens>

Now talk about this together:

1. What was your favorite part of the song? Why?
2. What rules do we have about using apps and going online?
3. What sites are OK to use?
4. What are the time limits? Make a list of safe sites and apps and your rules to put in a place where your whole family can see it!



EDUCATIONAL TECHNOLOGY SUPPORT TEAM

Rebecca Lehtinen

Executive Director, Educational Technology
rebeccaj.lehtinen@cms.k12.nc.us

Melody Lam

Program Manager, Technology Services
melodyc.lam@cms.k12.nc.us

Ashley Erb

Senior Manager, Educational Technology
ashleyp.erb@cms.k12.nc.us

Kristen Churchill

Support Manager, Educational Technology
kristen1.churchill@cms.k12.nc.us

Karen DeSantis

Support Manager, Educational Technology
karend.desantis@cms.k12.nc.us